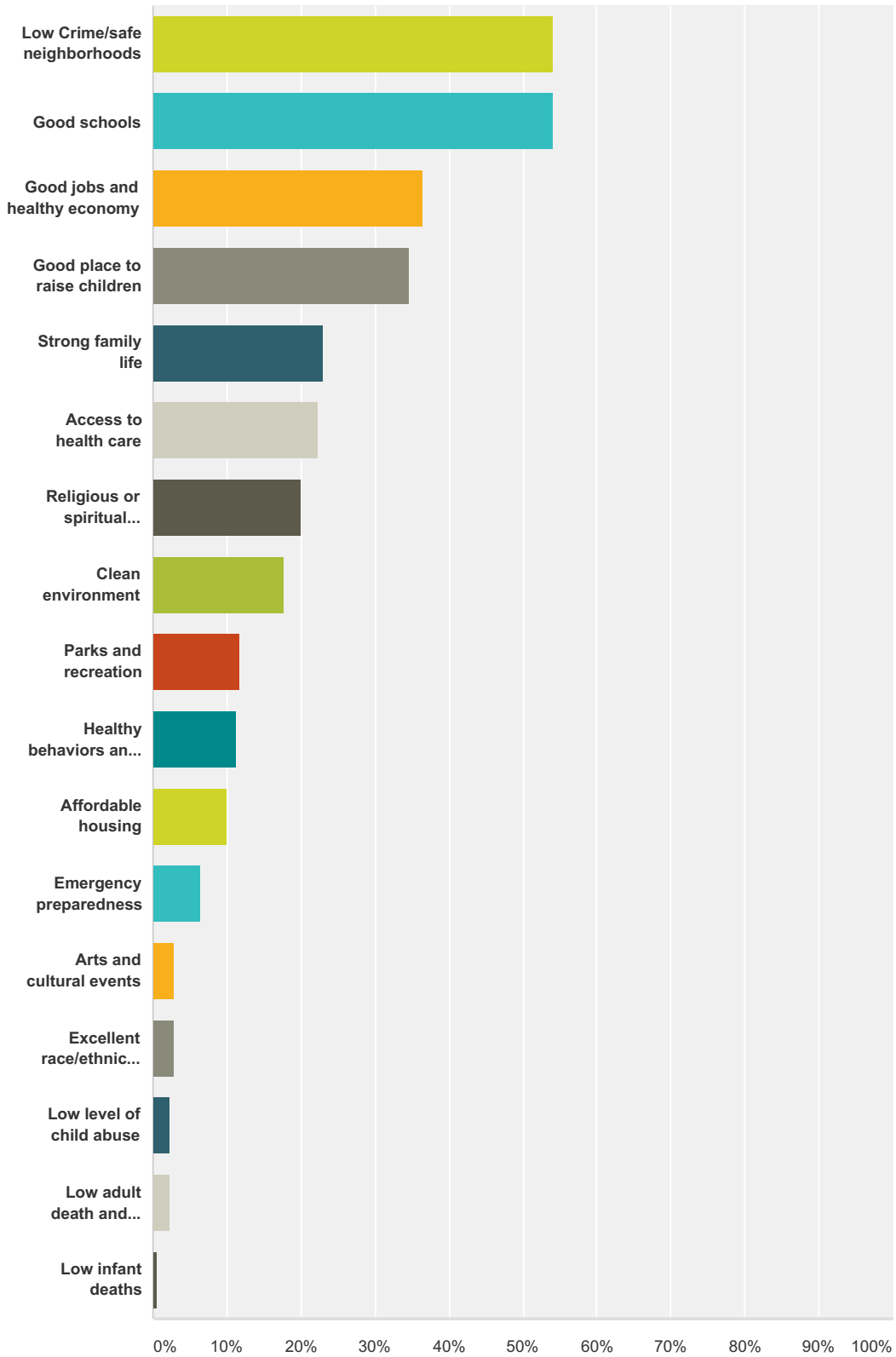


**Q1 In the following list, what do you think are the three most important factors for a "Healthy Community"? (Those factors which most improve the quality of life in a community). Choose 3.**

Answered: 170 Skipped: 0

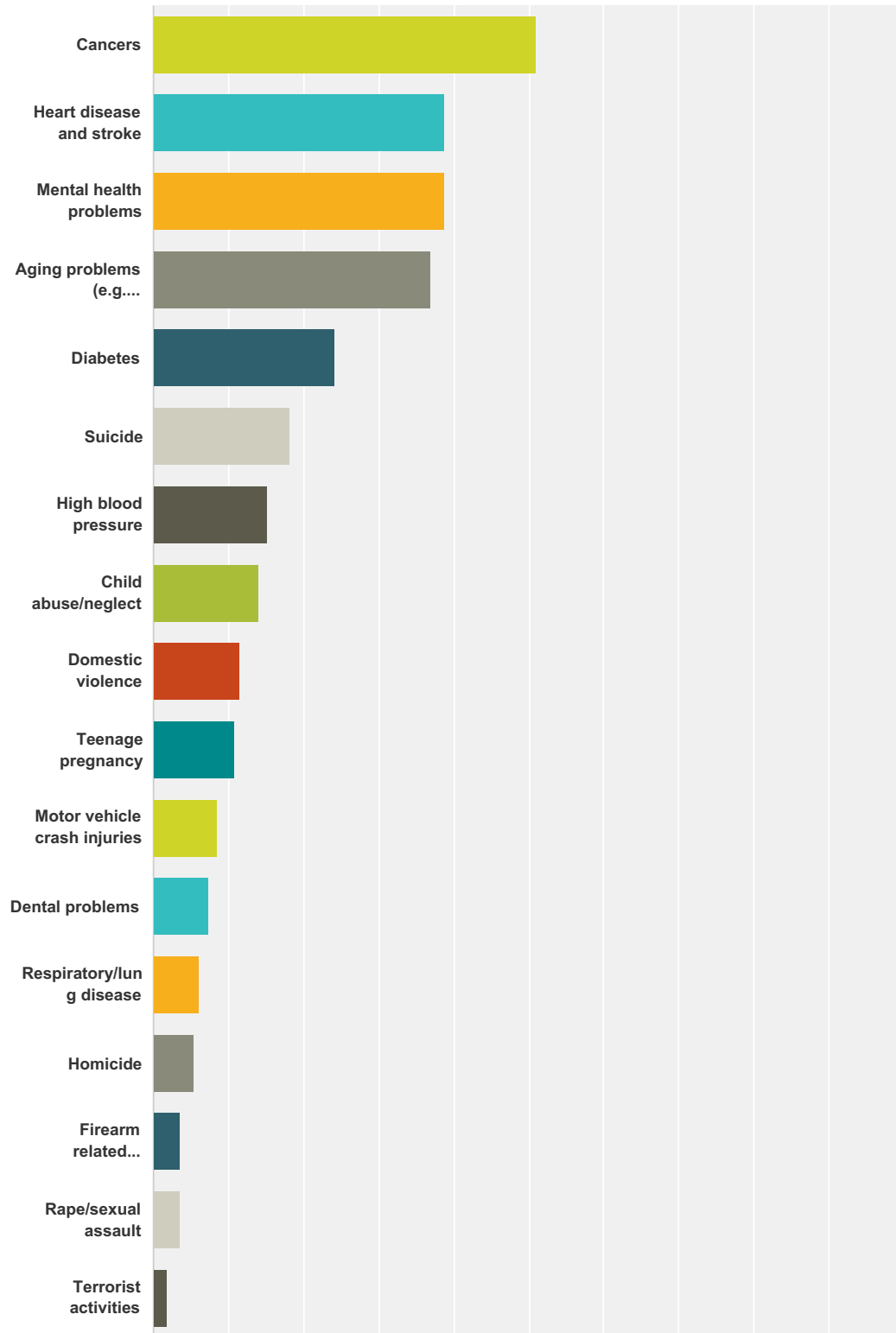


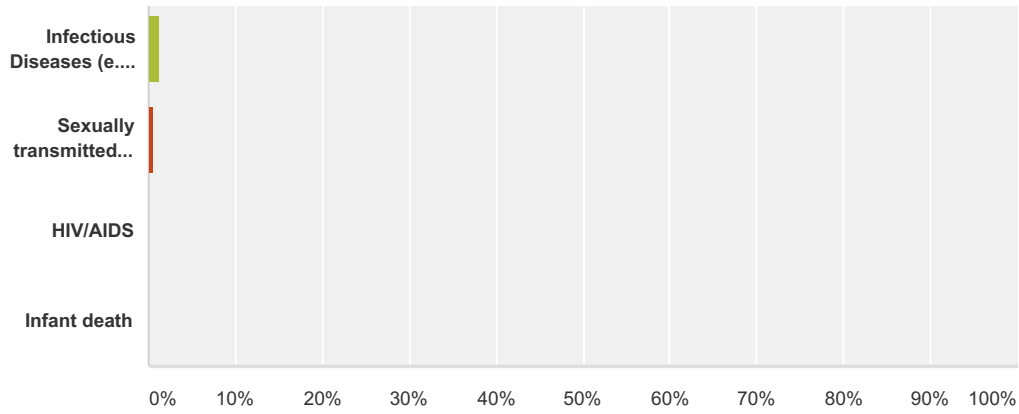
Answer Choices	Responses
Low Crime/safe neighborhoods	54.12% 92
Good schools	54.12% 92

Good jobs and healthy economy	36.47%	62
Good place to raise children	34.71%	59
Strong family life	22.94%	39
Access to health care	22.35%	38
Religious or spiritual values	20.00%	34
Clean environment	17.65%	30
Parks and recreation	11.76%	20
Healthy behaviors and lifestyles	11.18%	19
Affordable housing	10.00%	17
Emergency preparedness	6.47%	11
Arts and cultural events	2.94%	5
Excellent race/ethnic relations	2.94%	5
Low level of child abuse	2.35%	4
Low adult death and disease rates	2.35%	4
Low infant deaths	0.59%	1
<b>Total Respondents: 170</b>		

**Q2 In the following list, what do you think are the three most important "health problems" in our community. (Those problems which have the greatest impact on overall community health). Choose 3.**

Answered: 165 Skipped: 5

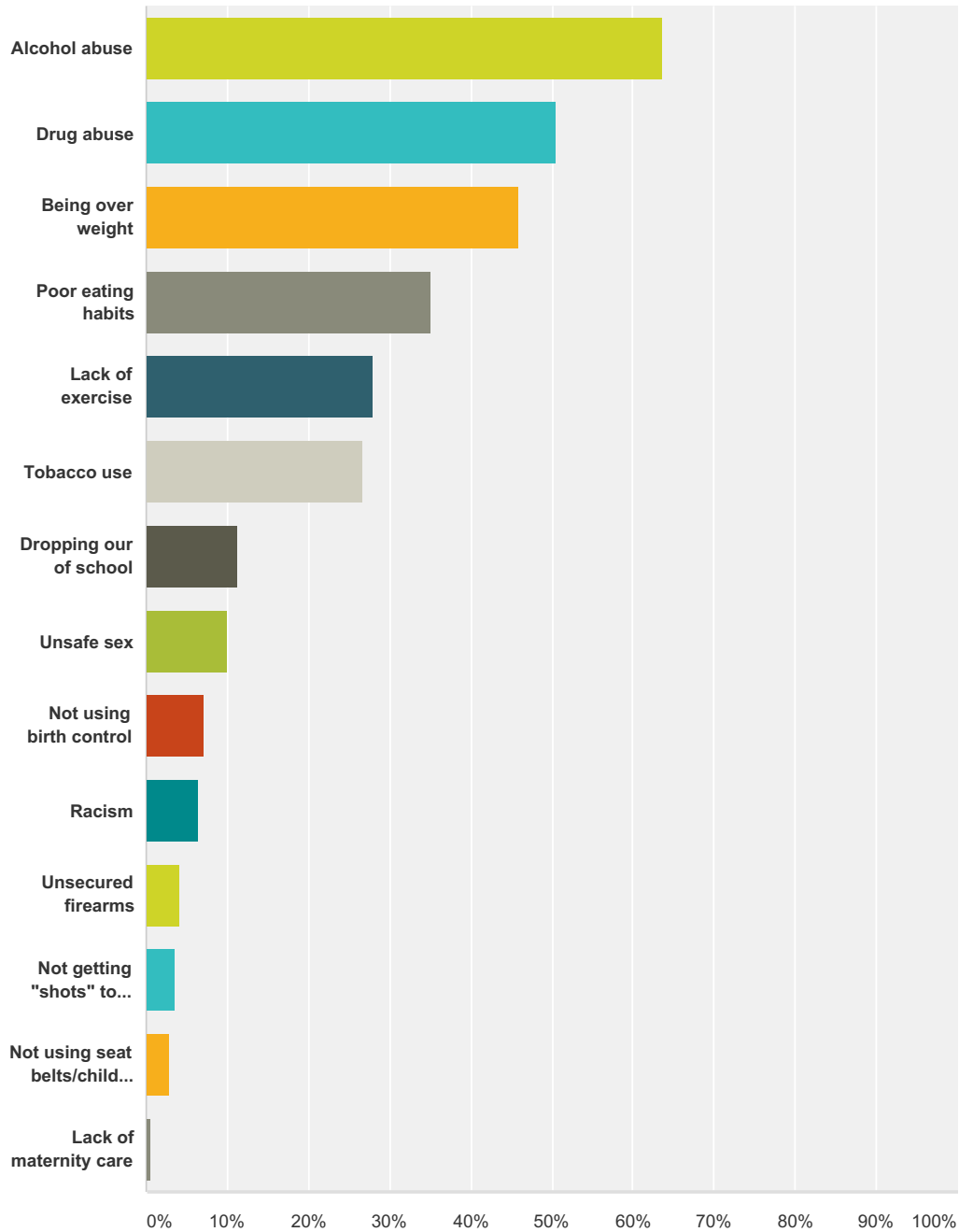




Answer Choices	Responses	
Cancers	50.91%	84
Heart disease and stroke	38.79%	64
Mental health problems	38.79%	64
Aging problems (e.g. arthritis, health/vision loss, etc)	36.97%	61
Diabetes	24.24%	40
Suicide	18.18%	30
High blood pressure	15.15%	25
Child abuse/neglect	13.94%	23
Domestic violence	11.52%	19
Teenage pregnancy	10.91%	18
Motor vehicle crash injuries	8.48%	14
Dental problems	7.27%	12
Respiratory/lung disease	6.06%	10
Homicide	5.45%	9
Firearm related injuries	3.64%	6
Rape/sexual assault	3.64%	6
Terrorist activities	1.82%	3
Infectious Diseases (e.g. hepatitis, TB, etc)	1.21%	2
Sexually transmitted disease	0.61%	1
HIV/AIDS	0.00%	0
Infant death	0.00%	0
<b>Total Respondents: 165</b>		

**Q3 In the following list, what do you think are the three most important "risky behaviors" in our community? (Those behaviors which have the greatest impact on overall community health). Choose 3.**

Answered: 168 Skipped: 2

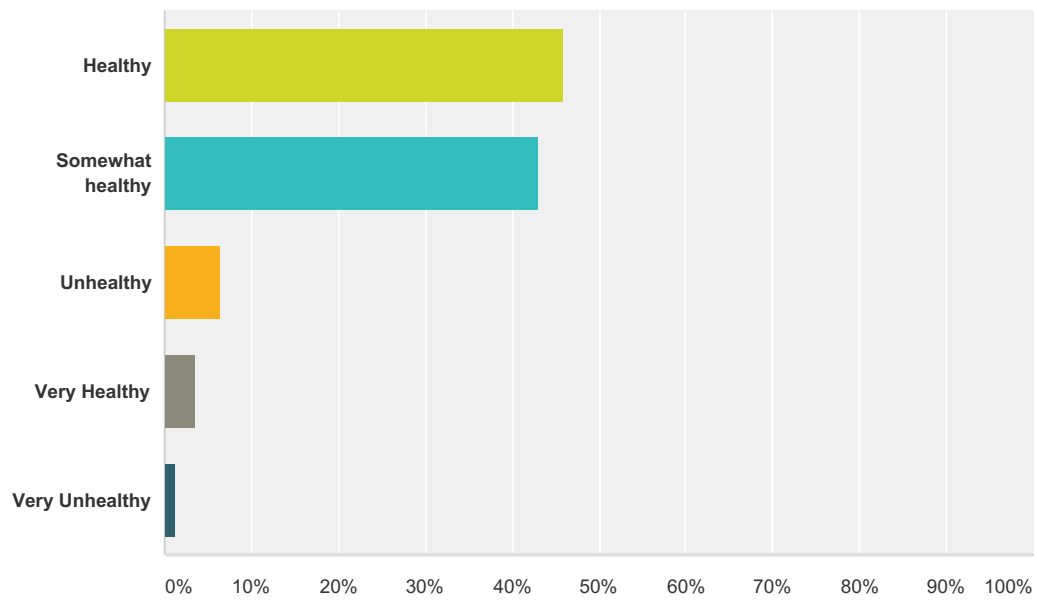


Answer Choices	Responses
Alcohol abuse	63.69% 107

Drug abuse	50.60%	85
Being over weight	45.83%	77
Poor eating habits	35.12%	59
Lack of exercise	27.98%	47
Tobacco use	26.79%	45
Dropping our of school	11.31%	19
Unsafe sex	10.12%	17
Not using birth control	7.14%	12
Racism	6.55%	11
Unsecured firearms	4.17%	7
Not getting "shots" to prevent disease	3.57%	6
Not using seat belts/child safety seats	2.98%	5
Lack of maternity care	0.60%	1
<b>Total Respondents: 168</b>		

### Q4 How would you rate the overall health of the community?

Answered: 170 Skipped: 0

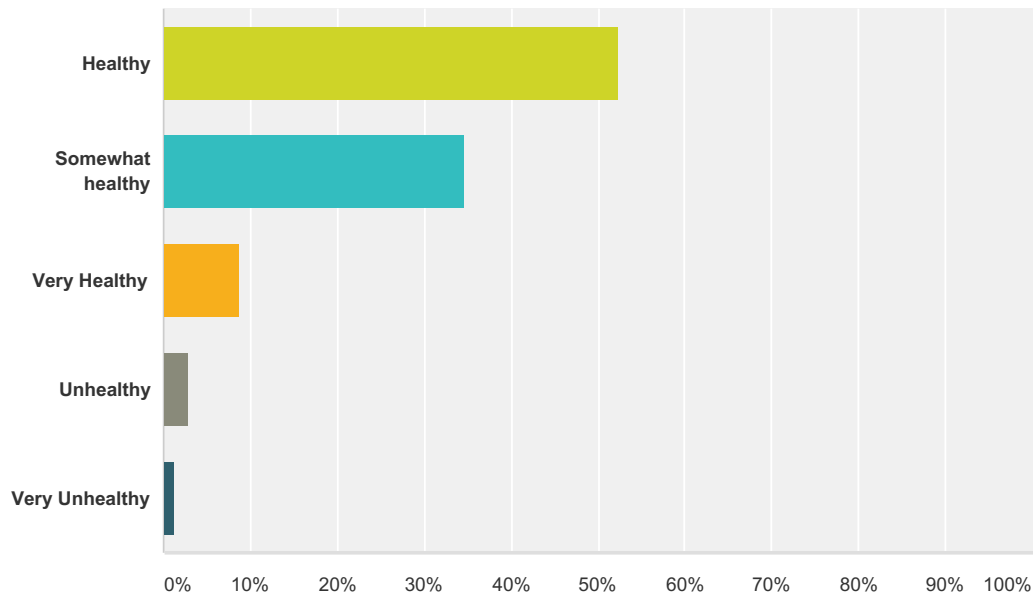


Answer Choices	Responses
Healthy	45.88% 78
Somewhat healthy	42.94% 73
Unhealthy	6.47% 11
Very Healthy	3.53% 6
Very Unhealthy	1.18% 2
<b>Total</b>	<b>170</b>



### Q5 How would you rate your own personal health?

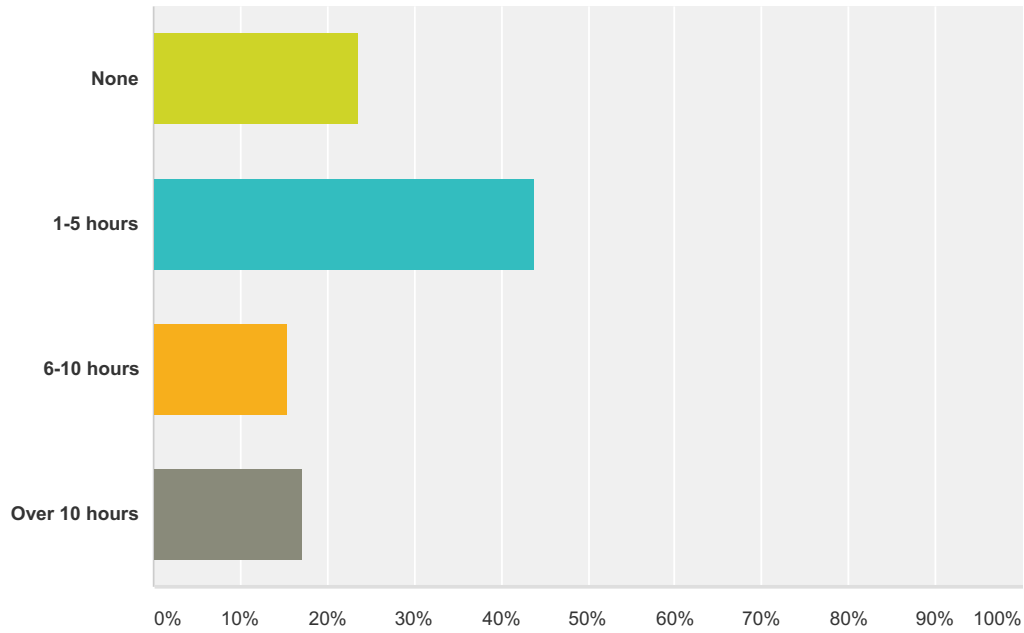
Answered: 170 Skipped: 0



Answer Choices	Responses
Healthy	52.35% 89
Somewhat healthy	34.71% 59
Very Healthy	8.82% 15
Unhealthy	2.94% 5
Very Unhealthy	1.18% 2
<b>Total</b>	<b>170</b>

**Q6 Approximately how many hours per month do you volunteer your time to community service? (e.g., schools, voluntary organizations, churches, hospitals, etc.)**

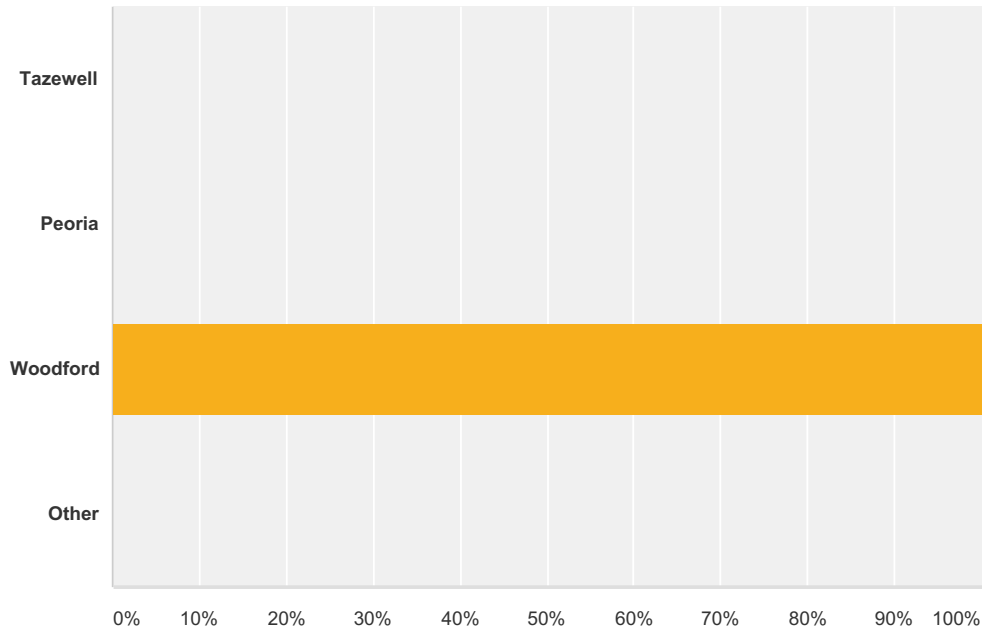
Answered: 169 Skipped: 1



Answer Choices	Responses
None	23.67% 40
1-5 hours	43.79% 74
6-10 hours	15.38% 26
Over 10 hours	17.16% 29
<b>Total</b>	<b>169</b>

### Q7 What county do you live in?

Answered: 170 Skipped: 0



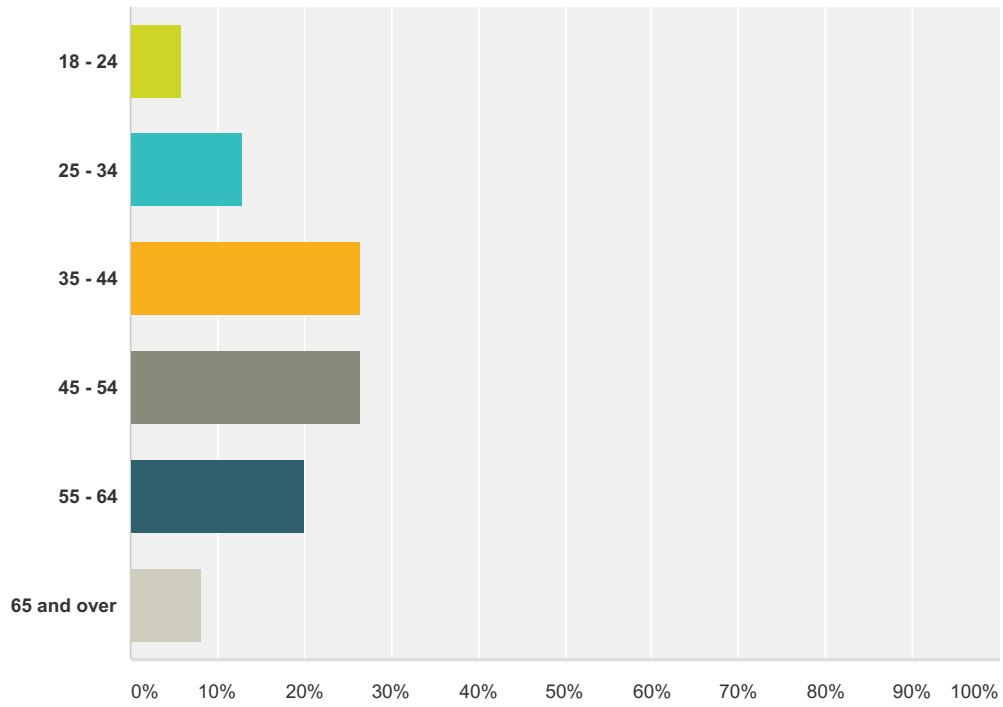
Answer Choices	Responses
Tazewell	0.00% 0
Peoria	0.00% 0
Woodford	100.00% 170
Other	0.00% 0
<b>Total</b>	<b>170</b>

**Q8 Zip code where you live:**

Answered: 168 Skipped: 2

### Q9 Age:

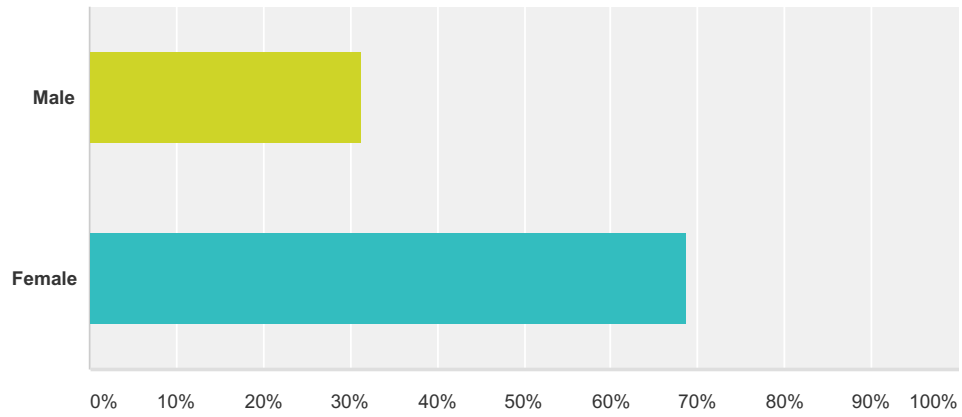
Answered: 170 Skipped: 0



Answer Choices	Responses	Count
18 - 24	5.88%	10
25 - 34	12.94%	22
35 - 44	26.47%	45
45 - 54	26.47%	45
55 - 64	20.00%	34
65 and over	8.24%	14
<b>Total</b>		<b>170</b>

### Q10 Gender:

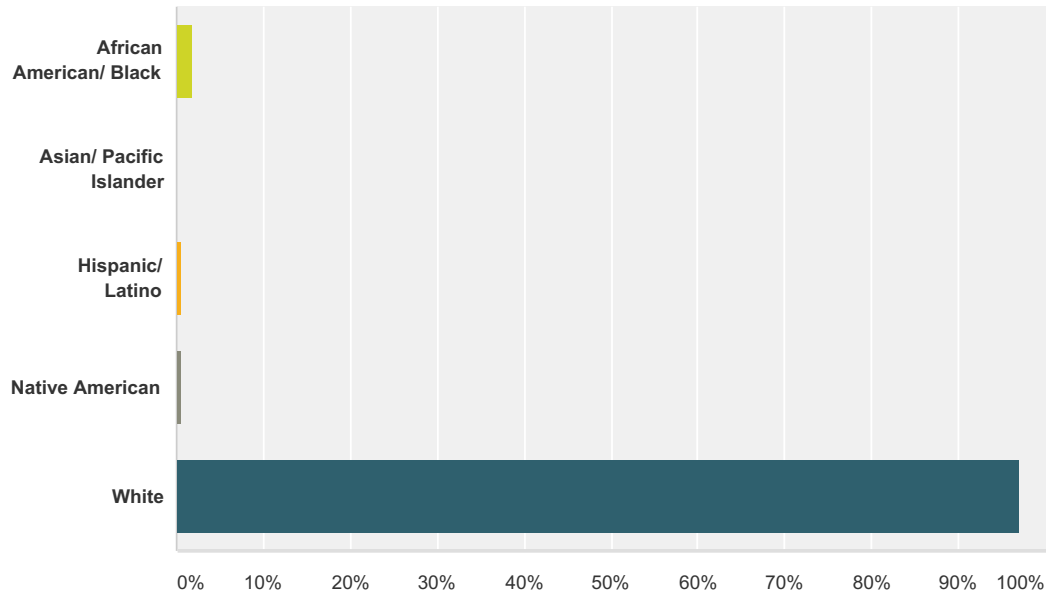
Answered: 169 Skipped: 1



Answer Choices	Responses
Male	31.36% 53
Female	68.64% 116
<b>Total</b>	<b>169</b>

### Q11 Ethnic group you most identify with:

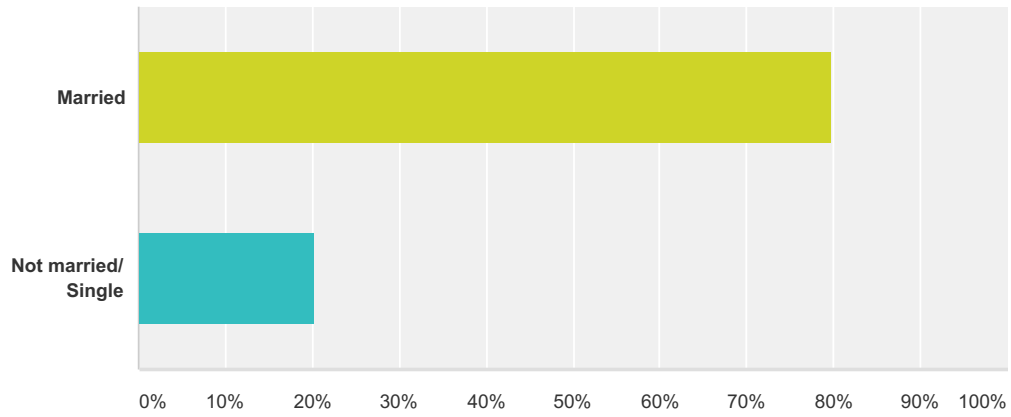
Answered: 167 Skipped: 3



Answer Choices	Responses
African American/ Black	1.80% 3
Asian/ Pacific Islander	0.00% 0
Hispanic/ Latino	0.60% 1
Native American	0.60% 1
White	97.01% 162
<b>Total</b>	<b>167</b>

### Q12 Marital Status:

Answered: 168 Skipped: 2

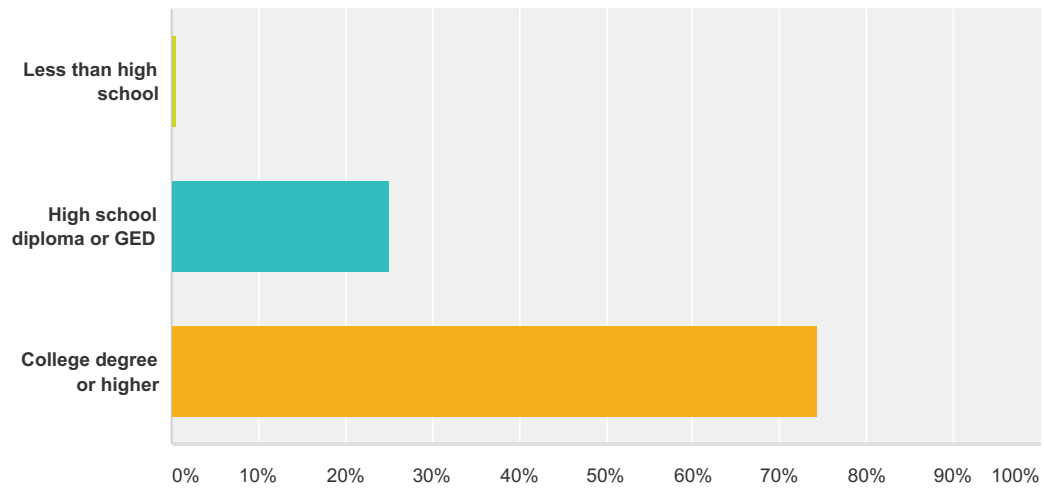


Answer Choices	Responses	Count
Married	79.76%	134
Not married/ Single	20.24%	34
<b>Total</b>		<b>168</b>



### Q13 Education:

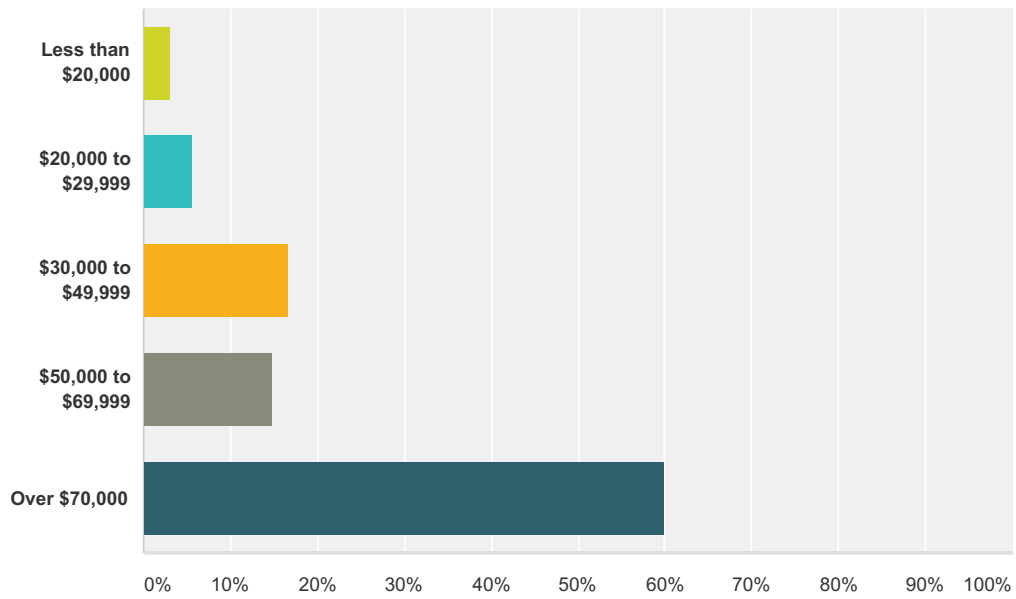
Answered: 168 Skipped: 2



Answer Choices	Responses
Less than high school	0.60% 1
High school diploma or GED	25.00% 42
College degree or higher	74.40% 125
<b>Total</b>	<b>168</b>

### Q14 Household income:

Answered: 162 Skipped: 8



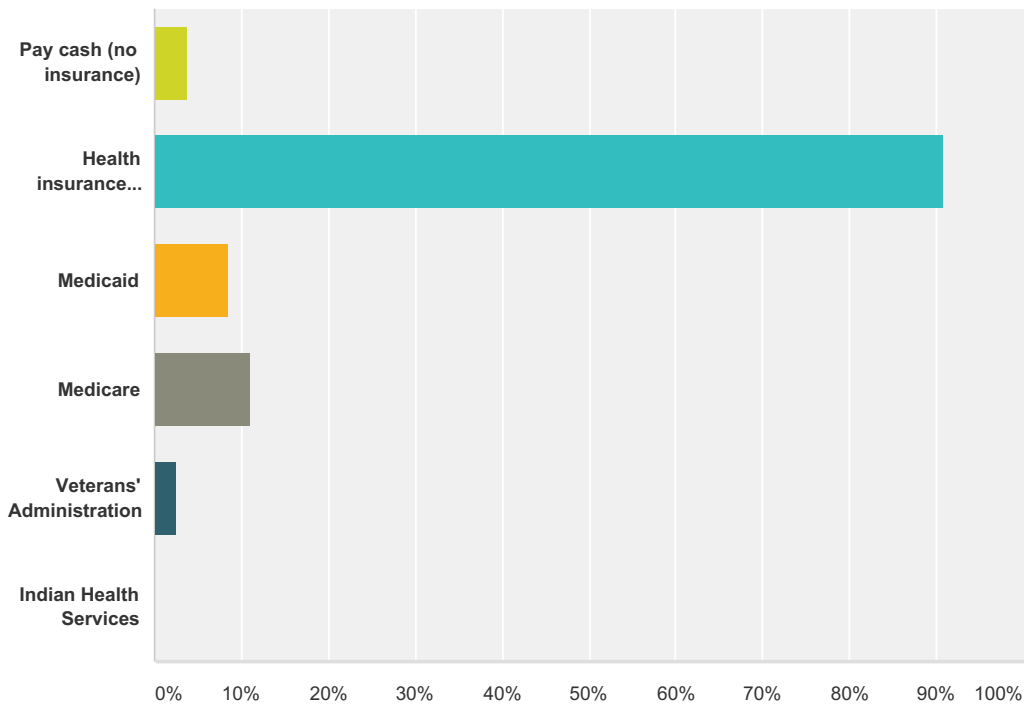
Answer Choices	Responses
Less than \$20,000	3.09% 5
\$20,000 to \$29,999	5.56% 9
\$30,000 to \$49,999	16.67% 27
\$50,000 to \$69,999	14.81% 24
Over \$70,000	59.88% 97
<b>Total</b>	<b>162</b>

**Q15 How many people reside in your household?**

Answered: 163 Skipped: 7

### Q16 How do you pay for your health care? (Check all that apply).

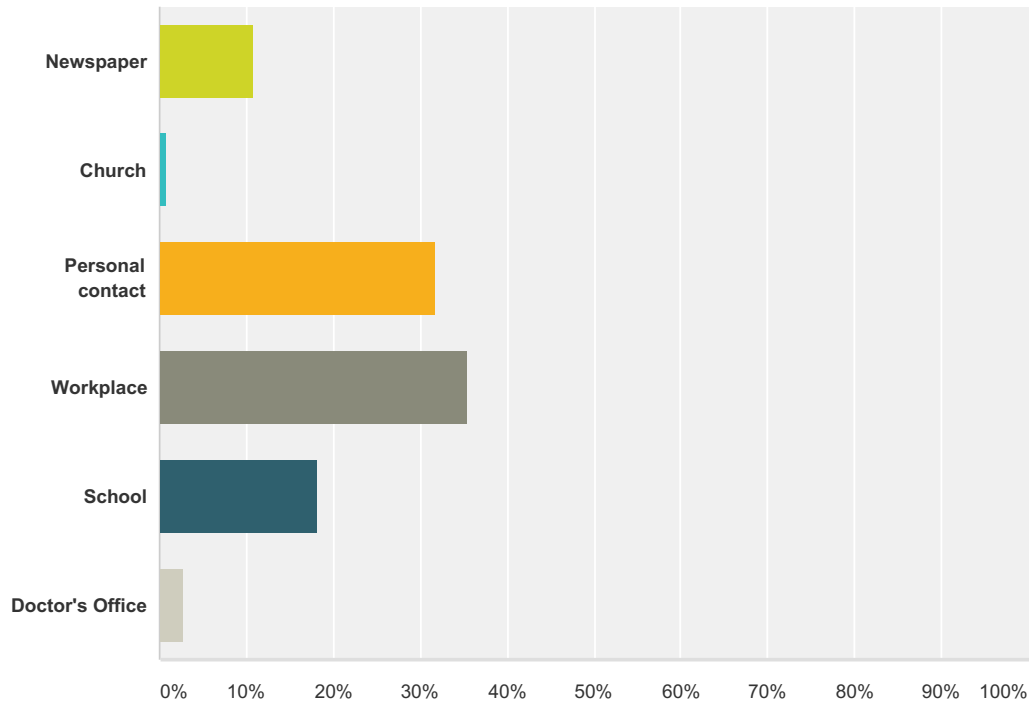
Answered: 163 Skipped: 7



Answer Choices	Responses
Pay cash (no insurance)	3.68% 6
Health insurance (e.g., private insurance, Blue Shield, HMO)	90.80% 148
Medicaid	8.59% 14
Medicare	11.04% 18
Veterans' Administration	2.45% 4
Indian Health Services	0.00% 0
<b>Total Respondents: 163</b>	

### Q17 How did you learn about this survey?

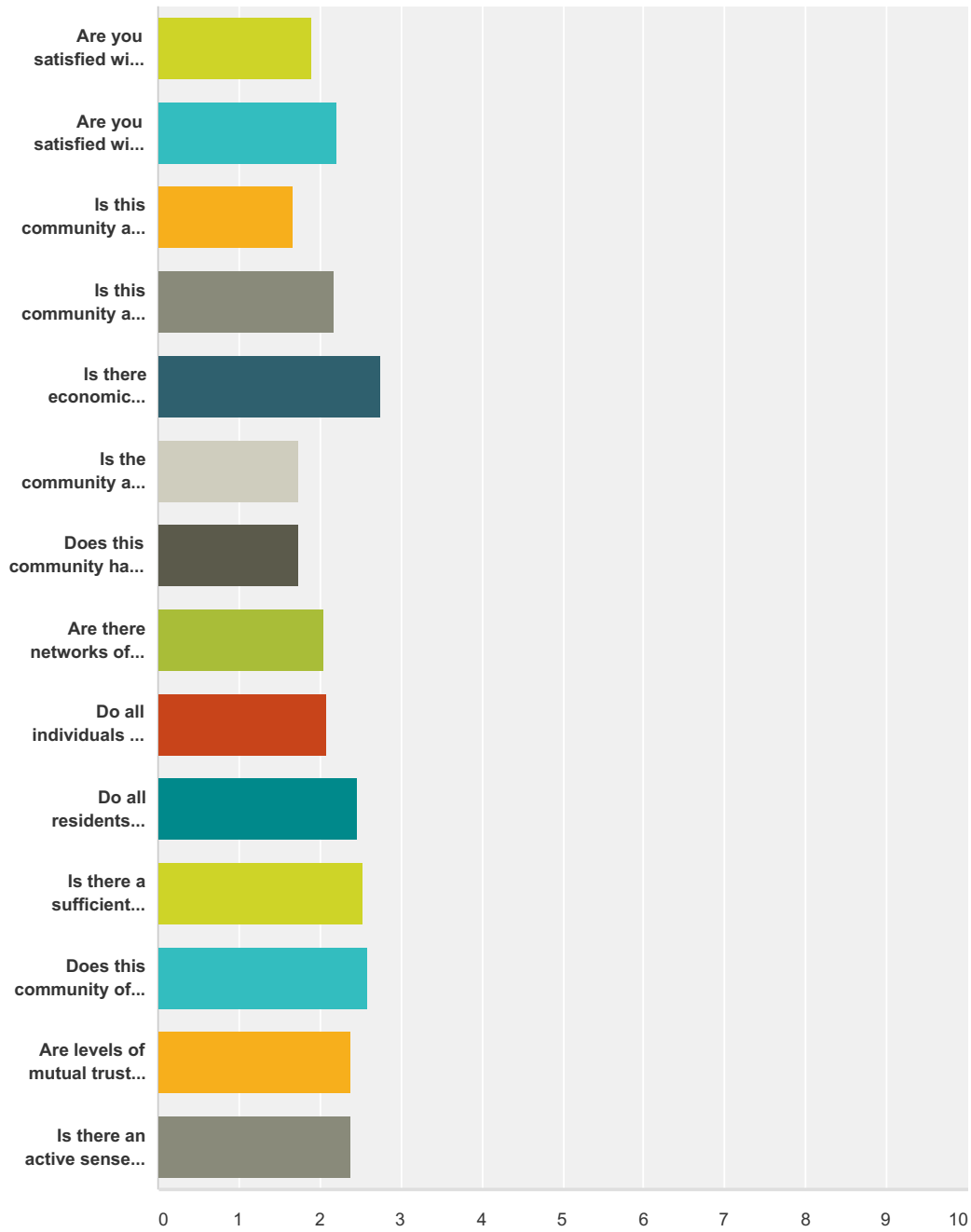
Answered: 110 Skipped: 60



Answer Choices	Responses
Newspaper	10.91% 12
Church	0.91% 1
Personal contact	31.82% 35
Workplace	35.45% 39
School	18.18% 20
Doctor's Office	2.73% 3
<b>Total</b>	<b>110</b>

### Q18 Quality of Life

Answered: 169 Skipped: 1



	Strongly Yes	Yes	Neutral	No	Strongly No	Total	Weighted Average
Are you satisfied with the quality of life in our community? (Consider your sense of safety, well being, participation in community life and associations, etc.)	31.95% 54	51.48% 87	11.83% 20	4.14% 7	0.59% 1	169	1.90
Are you satisfied with the health care system in the community? (Consider access, cost, availability, quality, and options in health care).	27.54% 46	40.72% 68	17.37% 29	11.98% 20	2.40% 4	167	2.21

Is this community a good place to raise children? (Consider school quality, day care, after school programs, recreation, etc.)	<b>47.62%</b> 80	<b>39.88%</b> 67	<b>11.31%</b> 19	<b>1.19%</b> 2	<b>0.00%</b> 0	168	1.66
Is this community a good place to grow old? (Consider elder-friendly housing, transportation to medical services, churches, shopping; elder day care, social support for the elderly living alone, meals on wheels, etc.)	<b>31.95%</b> 54	<b>37.87%</b> 64	<b>14.79%</b> 25	<b>12.43%</b> 21	<b>2.96%</b> 5	169	2.17
Is there economic opportunity in the community? (Consider locally owned and operated business, jobs with career growth, job training/ higher education opportunities, affordable housing, reasonable commute, etc.)	<b>7.10%</b> 12	<b>37.87%</b> 64	<b>31.36%</b> 53	<b>18.93%</b> 32	<b>4.73%</b> 8	169	2.76
Is the community a safe place to live? (Consider residents' perceptions of safety in the home, the workplace, schools, playgrounds, parks and the mall. Do neighbors know and trust one another? Do they look out for one another?)	<b>46.15%</b> 78	<b>39.64%</b> 67	<b>10.06%</b> 17	<b>3.55%</b> 6	<b>0.59%</b> 1	169	1.73
Does this community have clean air and clean water? (Consider auto emissions, mass transit, car pooling, water quality, public policy and state/county legislation).	<b>42.60%</b> 72	<b>43.79%</b> 74	<b>11.24%</b> 19	<b>1.78%</b> 3	<b>0.59%</b> 1	169	1.74
Are there networks of support for individuals and families (neighbors, support groups, faith community outreach, agencies, organizations) during times of stress and need?	<b>29.76%</b> 50	<b>44.64%</b> 75	<b>18.45%</b> 31	<b>5.95%</b> 10	<b>1.19%</b> 2	168	2.04
Do all individuals and groups have the opportunity to contribute to and participate in the community's quality of life?	<b>25.60%</b> 43	<b>50.60%</b> 85	<b>15.48%</b> 26	<b>6.55%</b> 11	<b>1.79%</b> 3	168	2.08
Do all residents perceive that they- individually and collectively- can make the community a better place to live?	<b>13.61%</b> 23	<b>41.42%</b> 70	<b>30.18%</b> 51	<b>13.61%</b> 23	<b>1.18%</b> 2	169	2.47
Is there a sufficient number of health and social services in the community?	<b>17.37%</b> 29	<b>37.13%</b> 62	<b>24.55%</b> 41	<b>16.77%</b> 28	<b>4.19%</b> 7	167	2.53
Does this community offer a variety of stores convenient to meet daily needs? (Consider grocery, pharmacy, fuel, and clothing)	<b>17.37%</b> 29	<b>42.51%</b> 71	<b>11.38%</b> 19	<b>21.56%</b> 36	<b>7.19%</b> 12	167	2.59
Are levels of mutual trust and respect increasing among community partners as they participate in collaborative activities to achieve shared community goals?	<b>13.10%</b> 22	<b>46.43%</b> 78	<b>32.14%</b> 54	<b>5.36%</b> 9	<b>2.98%</b> 5	168	2.39
Is there an active sense of civic responsibility and engagement, and of civic pride in shared accomplishments?	<b>16.07%</b> 27	<b>44.64%</b> 75	<b>26.79%</b> 45	<b>8.93%</b> 15	<b>3.57%</b> 6	168	2.39

### Q19 Comments:

Answered: 18 Skipped: 152